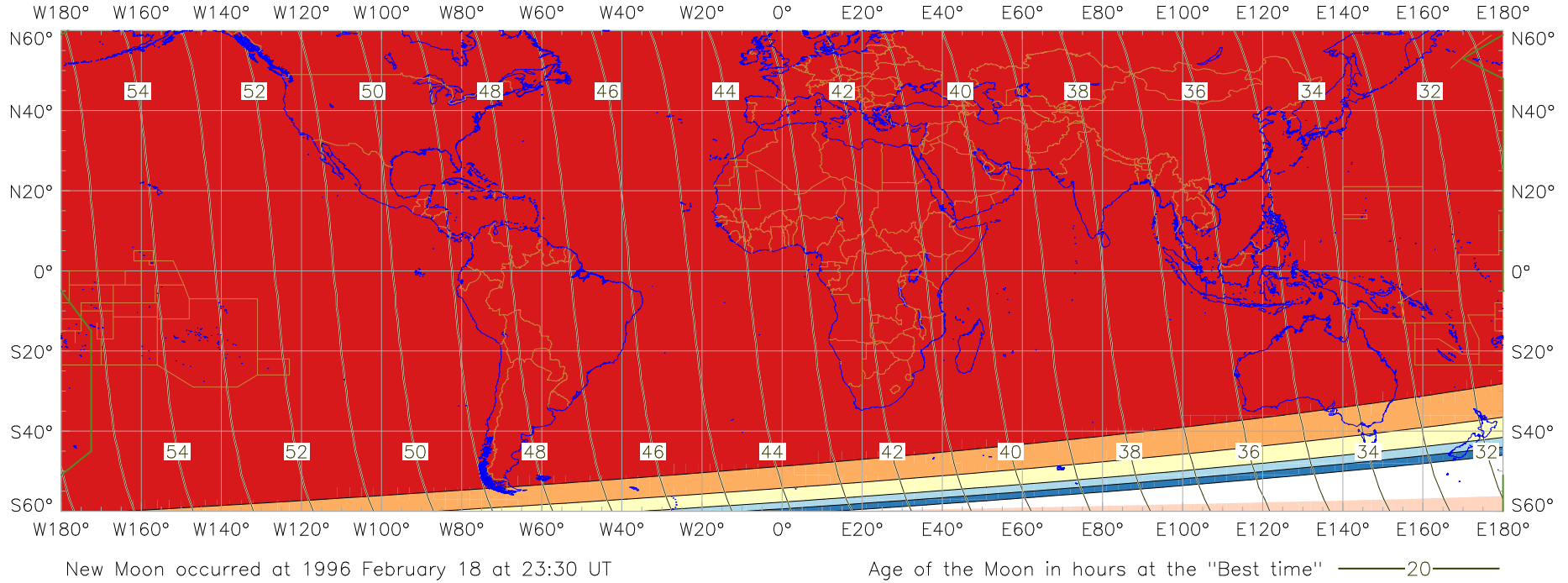






Visibility of the New Crescent Moon for 1996 February 20 (Shawwal 1416 AH)



New Crescent Moon Visibility Key – Colour Coding of Shaded Areas

- | | | | |
|-------------------------------------------------------------------------------------|--------------------------------------------------------------|---------------------------------------------------------------------------------------|---------------------------------------------------------|
|  | A – Easily visible to the naked eye |  | D – Will need optical aid to find the crescent moon |
|  | B – Visible to the naked eye under perfect conditions |  | E – Not visible with a conventional telescope |
|  | C – May need optical aid to find the crescent moon initially |  | F – Not visible – below the Danjon limit |
|  | Moon sets before the Sun |  | Moon prior to conjunction (new moon) |
|  | Predicted location of first visibility with the naked eye |  | Predicted location of first visibility with a telescope |